

College of Education, Kharod

2.8.1

STUDENTS SATISFACTORY SURVEY (SSS)

Academic Year 2023-24

Introduction

Students are the core of the stakeholders of the college; hence it becomes imperative to elicit.

the opinion of the students in each area of functioning of the college. This facilitates the College.

to identify the deviations and improvise wherever necessary.

Survey Process

The questionnaire is majorly based on the NAAC SSS; it focuses on the teaching-learning aspects as well as on the extra-curricular, co-curricular and research activities

Survey Result

1.How much of the syllabus was covered in the class?

In year 2023-24 total 33 out of 44 students of S. Y. B.Ed., 93.9% responded that 85-100% of the syllabus was covered in the class, 3.05 % responded that 70-84 % of the syllabus was covered in the class and also, 3.05 % responded that 55-69 % of the syllabus was covered in the class.

2.How well did the teachers prepared for the classes?

In year 2023-24 total 33 out of 44 students of S. Y. B.Ed., 45.5 % responded that satisfactorily, the teachers prepared for the class, 54.5 % responded that thoroughly, the teachers prepared for the class.


3.How well were the teachers able to communicate?

In year 2023-24 total 33 out of 44 students of S. Y. B.Ed., 97 % responded that the teachers able to communicate are always effective and only 3% responded that the teachers able to communicate are sometimes effective.

4.The teachers approach to teaching can best be described as

In year 2023-24 total 33 out of 44 students of S. Y. B.Ed., 63.6 % responded that excellent and 27.5 % responded that very good and 9.1 % responded that good the teachers approach to teaching can best be described as.

5.Fairness of the internal evaluation process by the teachers.



In year 2023-24 total 33 out of 44 students of S. Y. B.Ed., 87.9 % responded always fair, 12.1 % responded that usually fair of the internal evaluation process by the teachers.

6. Was your performance in assignments discussed with you?

In year 2023-24 total 33 out of 44 students of S.Y. B.Ed., 75.8 % responded that every time, 18.2 % responded that usually and 6 % responded that their performance in assignment discussed with them.

7. The institute takes active interest in promoting internship, student exchange, field visit opportunities for students.

In year 2023-24 total 33 out of 44 students of S. Y. B.Ed., 93.9 % responded that regularly, 3.05 % responded that often and 3.0 % responded that sometimes the institute takes active interest in promoting internship, student exchange, field visit opportunities for students.

8. The teaching and mentoring process in your institution facilitates you in cognitive, social and emotional growth.

In year 2023-24 total 33 out of 44 students of S. Y. B.Ed., 48.5 % responded that very well, 51.5 % responded that significantly, the teaching and mentoring process in their institution facilitates them in cognitive, social, and emotional growth.

9. The institution provides multiple opportunities to learn and grow.

In year 2023-24 total 33 out of 44 students of S. Y. B.Ed., 72.7 % responded that strongly agree, 27.3 % responded that agree that neutral the institution provides multiple opportunities to learn and grow.

10. Teachers inform you about your expected competencies, course outcomes and programme outcomes.

In year 2023-24 total 33 out of 44 students of S. Y. B.Ed., 72.7 % responded that every time, 27.3 % responded that usually teachers inform them about their expected competencies, course outcomes and programme outcomes.


11. Your mentor does a necessary follow-up with an assigned task to you.

In year 2023-24 total 33 out of 44 students of S.Y. B.Ed., 81.8% responded that every time and 18.2 % responded that usually their mentor does a necessary follow-up with an assigned task to them.

12. The teachers illustrate the concepts through examples and applications.

In year 2023-24 total 33 out of 44 students of S.Y. B.Ed., 78.8 % responded that every time and 18.2 % responded that usually and 3 % responded that the teachers illustrate the concepts through examples and applications.

13. The teachers identify your strengths and encourage you with providing right level of challenges.



In year 2023-24 total 33 out of 44 students of S. Y. B.Ed., 81.8 % responded that fully and 15.2 % responded that usually and 3 % responded that partially the teachers identify their strengths and encourage them with providing right level of challenges.

14. Teachers are able to identify your weaknesses and help you to overcome them.

In year 2023-24 total 33 out of 44 students of S.Y. B.Ed., 78.8 % responded that every time and 21.2 % responded that usually the teachers are able to identify their weaknesses and help to overcome them.

15. The institution makes effort to encourage students in the monitoring review and continuous quality improvement of the teaching learning process.

In year 2023-24 total 33 out of 44 students of S.Y. B.Ed., 69.7 % responded that strongly agree and 27.3 % responded that agree and 3 % responded that neutral, the institution makes effort to encourage students in the monitoring review and continuous quality improvement of the teaching learning process.

16. The institute/ teachers use student centric methods, such as experiential learning, participative learning and problem-solving methodologies for enhancing leaning experiences.

In year 2023-24 total 33 out of 44 students of S.Y. B.Ed., 72.7 % responded that to a great extent and 27.3 % responded that moderate the institute/ teachers use student centric methods, such as experiential learning, participative learning and problem-solving methodologies for enhancing leaning experiences.

17. Teachers encourage you to participate in extracurricular activities.

In year 2023-24 total 33 out of 44 students of S.Y. B.Ed., 68.7 % responded that strongly agree and 33.3 % responded that agree, teachers encourage them to participate in extracurricular activities.


18. Efforts are made by the institute/ teachers to inculcate soft skills, life skills and employability skills to make you ready for the world of work.

In year 2023-24 total 33 out of 44 students of S.Y. B.Ed., 81.8 % responded that to a great extent and 18.2 % responded that moderate efforts are made by the institute/ teachers to inculcate soft skills, life skills and employability skills to make them ready for the world of work.

19. What percentage of teachers use ICT tools such as LCD projector, Multimedia, etc. while teaching.

In year 2023-24 total 33 out of 44 students of S.Y. B.Ed., 30.3 % responded that above 90 % and 42.4 % responded that 70-89 %, 24.2% responded that 50-69% and 1.1% responded that 30-49 % teachers use ICT tools such as LCD projector, Multimedia, etc. while teaching.

20. The overall quality of teaching -learning process in your institute is very good.



In year 2023-24 total 33 out of 44 students of S.Y. B.Ed., 69.7 % responded that strongly agree and 30.3 % responded that agree about the overall quality of teaching -learning process in their institute is very good.


21. Give three observations/ suggestions to improve the overall teaching- learning experience in your institution.

The analysis of the survey (2023-24) is...

- The teachers taught everything meaningfully and engaging way and tied to educational objectives.
- The teachers have done a very good job of teaching. They have taught the students a lot of things that help them build confidence, develop skills and gain knowledge. Apart from this, they have also taught them what they should do to become self-reliant.

They also suggest that,

- Outside class activities should be there.
- Interactive, active learning objectives should be there to improve teaching learning process.
- Use better visual media and techniques to engage students well.
- Try to start class related to preparation of competitive exams.
- Try to reach every student and ask for their doubts.
- Use more ICT instruments in classroom.



Anjali. 2k
Principal
College of Education
Kharod, Ta. Ankleshwar